



तमसो मा ज्योतिर्गमय

GRADE - 4

**SUMMER
HOLIDAY HOMEWORK**



English

English Holiday Homework Session: 2025-26

- ❖ Posters are used to spread a message, advertisement or make announcement. **Design a poster to create awareness to save animals.**
- ❖ An itinerary is a travel plan used by tourist and travellers when visiting a new place '.Imagine that you will be soon travelling to a new place, this could be a city in India or outside. **Make an itinerary** related to that place.
- ❖ Read a Story - Book of your choice. Write a book review of the book which you read in the scrapbook

Book review

- name of the book
- authors name
- major characters
- Summary of the story in your own words (word limit 60 to 80)
- ❖ Vicky and Ramya discuss, how parks can be kept clean. Write dialogues 5 to 6 at least
- **Hint:** how to keep our park clean, must not plug flowers, must not throw paper and wrappers here and there.



हिंदी

ग्रीष्मकालीन अवकाश गृहकार्य


सत्र : 2025-26

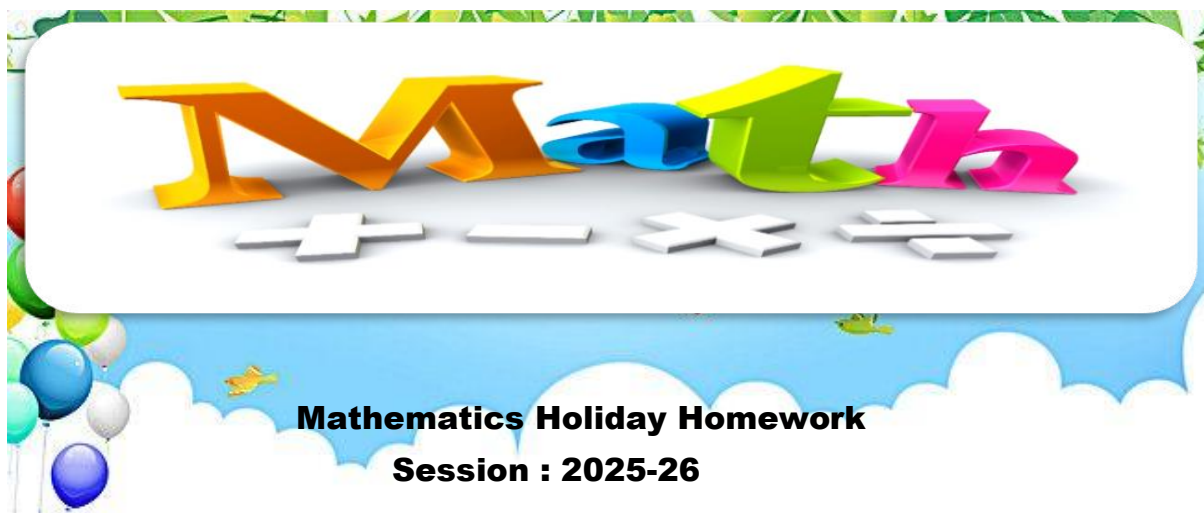
प्रश्न 1 : संयुक्त अक्षर से पांच पांच शब्द बनाकर चित्र सहित अपनी कक्षा पुस्तिका में लिखिए।

प्रश्न 2 : अपनी किसी पारिवारिक यात्रा का सचित्र अपने शब्दों में वर्णन कीजिए
या

किसी पर्यटन स्थल की जानकारी एकत्रित कर उसे सचित्र अपने शब्दों में लिखिए

प्रश्न 3- अपने किसी एक प्रिय/ प्रसिद्ध खिलाड़ी, लेखक, नेता, पुस्तक आदि (जिनसे आप प्रभावित हो) के विषय में पढ़ें एवं मुख्य बिंदुओं को सचित्र प्रस्तुत करें। (स्क्रेप बुक)





Project Work:

“Your creativity and hard work will make these projects shine!”

(Roll No. 1 to 10): DIY Clock (Roman numeral clock) by using home available things like cardboard, toothpick, sheets etc.

(Roll No.11 to 20): Make a creative model using 2D and 3D shapes.

(Roll No. 21 to 30): Draw 5 real life examples that represents fraction.

(Roll No. 31 to 40): Make creative Piggy Bank

Scrapbook work:

Paste any two pictures of Great Mathematician in your scrapbook and write about them.

Solve the worksheet in A4 size sheet.

I. Add the following


a. 56,786 and 34,458

b. 1,34,234 and 5,65,789

II. Subtract the following

a. 78,506 and 34,765

b. 89,003 and 24,560



III. Multiply the following

a. 458×42

b. 7654×325

IV. Divide the following

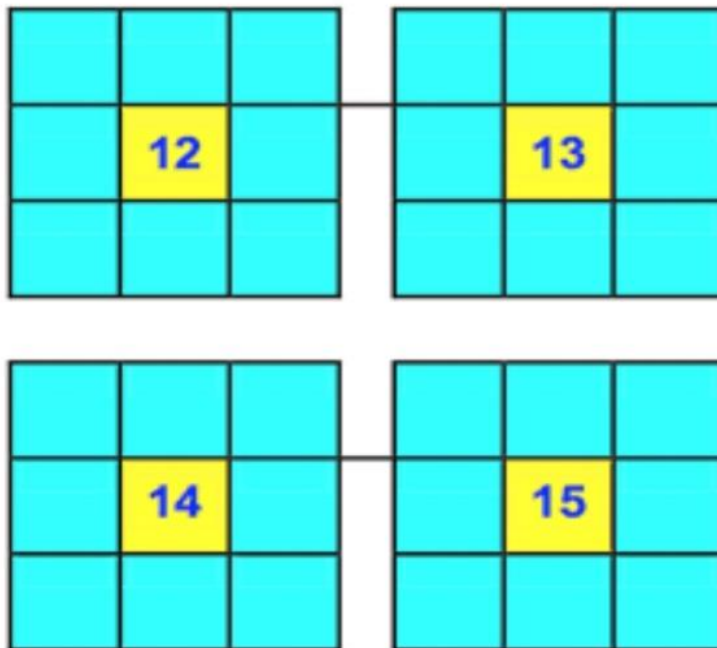
a. $10584 \div 24$

b. $574550 \div 50$



Puzzle time

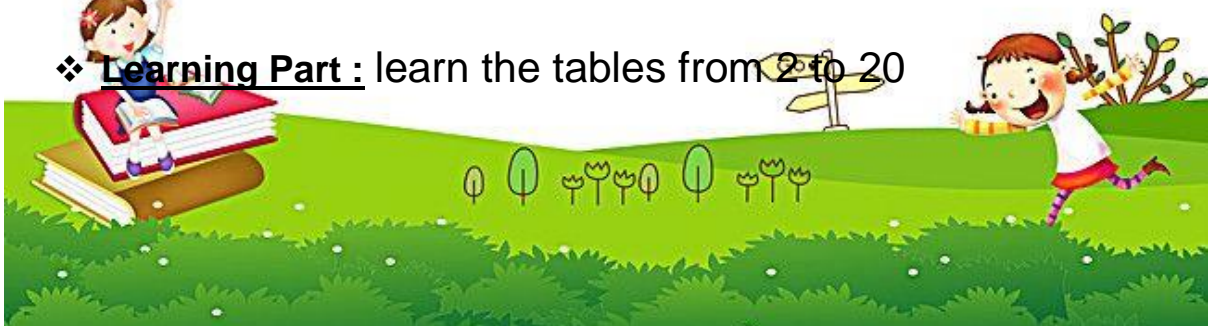
12 to 15

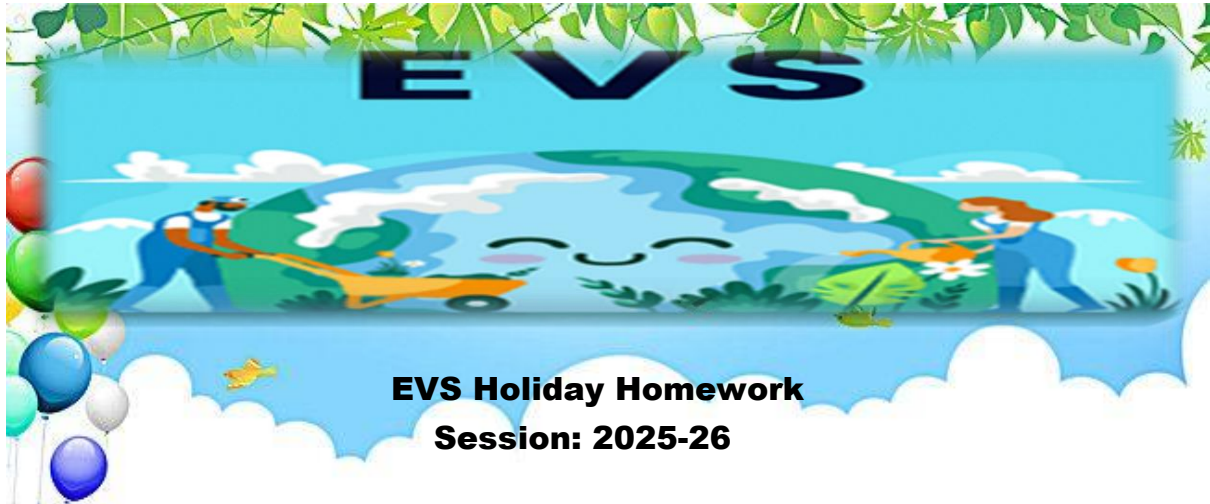


Can you put the numbers 1 to 8 in each of the squares so that each side adds up to the middle number?

V. Puzzle time

❖ Learning Part : learn the tables from 2 to 20





Solar System Chart

Make a colourful chart of the Solar System. Show all 8 planets in order from the Sun. Keep it neat and creative.

3D Model – Rotation & Revolution

Make a small 3D model showing how Earth rotates and revolves around the Sun. Use simple materials like ball, stick, cardboard, etc. Label clearly: Earth, Sun, Orbit, Axis.

Planet Poem

Write a short poem (4–6 lines) about your favourite planet. Describe its size, colour, or any special feature. Decorate the page nicely.

Our Garden of Knowledge

Make a poster showing 5 flowering plants. For each plant, write its name, flower colour, and one use. Decorate using dried leaves or paper cut-outs.

Postcards from the Planets

Make 3 small postcards – one for each planet. Draw the planet on one side. On the other side, write a short message as if the planet is writing to Earth. Decorate with stars, rockets, or aliens.

[Note: Use A4 or chart paper wherever needed.]





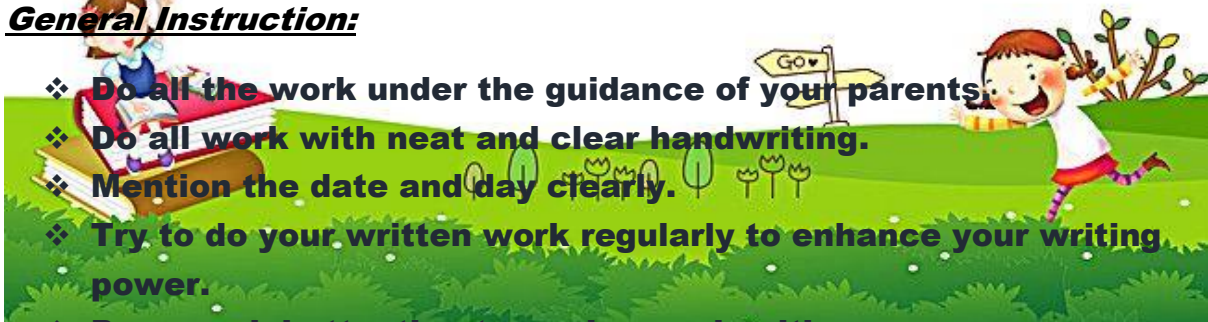
Art n Craft Summer Holiday Homework
Session: 2024-25

Time to get crafty with these art and craft, Try to make a recycled craft material and decorate your class.



General Instruction:

- ❖ Do all the work under the guidance of your parents.
- ❖ Do all work with neat and clear handwriting.
- ❖ Mention the date and day clearly.
- ❖ Try to do your written work regularly to enhance your writing power.
- ❖ Pay special attention towards your health.



❖ Kindly submit your holiday homework timely.

SUBMISSION DATE: 25/06/2025

